

R18

Code No: 153BH

JAWAHARLAL NEHRU TECHNOLOGICAL UNIVERSITY HYDERABAD

B.Tech II Year I Semester Examinations, March - 2021

NETWORK ANALYSIS AND TRANSMISSION LINES

(Electronics and Communication Engineering)

Max. Marks: 75

Time: 3 hours

Answer any five questions
All questions carry equal marks

- 1.a) What is a cutset? How to obtain the basic cutset matrix?
b) In the circuit shown in figure 1, $L_1 = L_2 = 5 \mu\text{H}$ and $M = 1 \mu\text{H}$. Compute v_1 and v_2 . If $i_1 = 3 \cos 150t \text{ mA}$, $i_2 = 4 \sin 150t \text{ mA}$ [7+8]

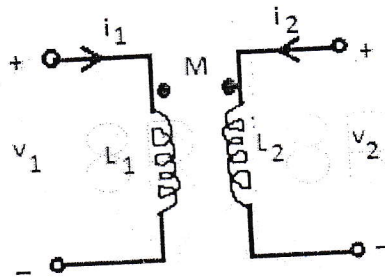


Figure: 1

- 2.a) What is dot convention? Why do we use it? [7+8]
b) Using basic tieset matrix, find current 'i' in the circuit shown in figure 2.

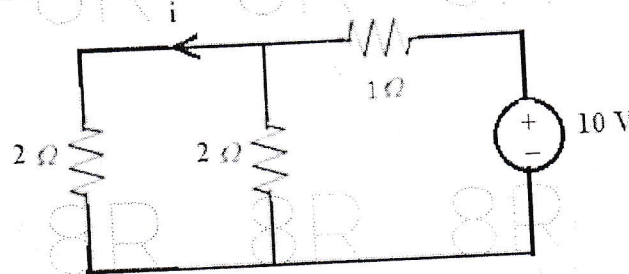


Figure: 2

- 3.a) Draw the impedance and current curves for the series RLC resonant circuit. Explain about it?
b) An inductive circuit draws 5 A and 500 W from a 200-V, 50 Hz AC supply, determine (i) the impedance (ii) the power factor (iii) the reactive power (iv) the apparent power. [7+8]
- 4.a) Draw the step response of a second order system for critically damped case and Explain.
b) In the circuit shown in figure 3, find current 'i' at $t = 3 \text{ sec}$. [8+7]

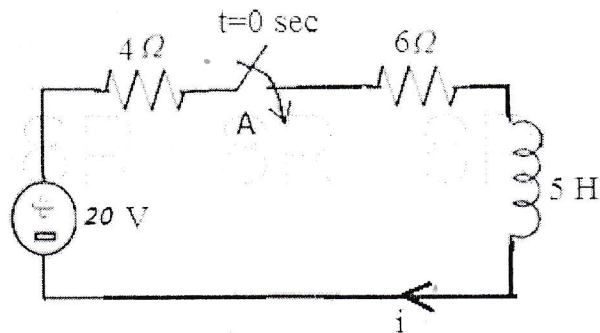


Figure: 3

- 5.a) Write short notes on driving point and transfer functions.
 b) For the network shown in figure 4, determine impedance parameters. [7+8]

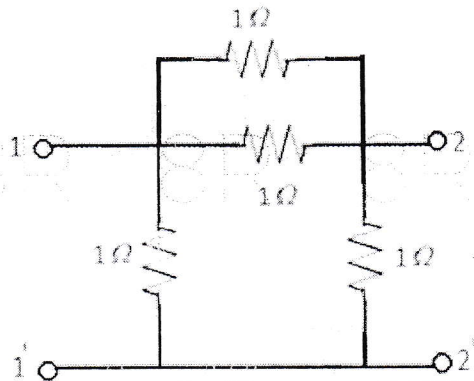


Figure: 4

- 6.a) Draw the structure of standard T section and explain in detail.
 b) For the network figure 5, determine hybrid parameters. [7+8]

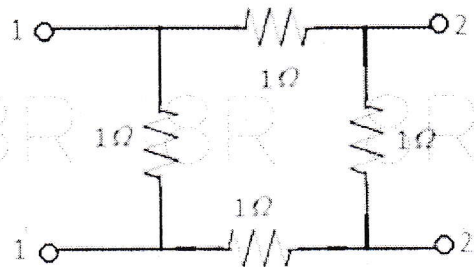


Figure: 5

- 7.a) Define loading. Explain different types of loading.
 b) Discuss in detail about phase and group velocities. [7+8]
- 8.a) What is single stub matching? Explain in detail.
 b) Explain about input impedance relations for various cases of transmission lines. [7+8]