

6.003: Signals and Systems

Continuous-Time Systems

February 11, 2010

Previously: DT Systems

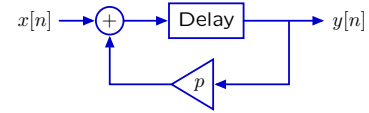
Verbal descriptions: preserve the rationale.

“Next year, your account will contain p times your balance from this year plus the money that you added this year.”

Difference equations: mathematically compact.

$$y[n + 1] = x[n] + py[n]$$

Block diagrams: illustrate signal flow paths.



Operator representations: analyze systems as polynomials.

$$(1 - p\mathcal{R})Y = \mathcal{R}X$$

Analyzing CT Systems

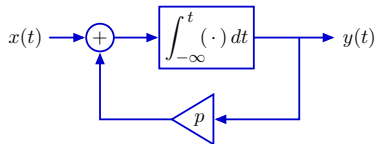
Verbal descriptions: preserve the rationale.

“Your account will grow in proportion to the current interest rate plus the rate at which you deposit.”

Differential equations: mathematically compact.

$$\frac{dy(t)}{dt} = x(t) + py(t)$$

Block diagrams: illustrate signal flow paths.

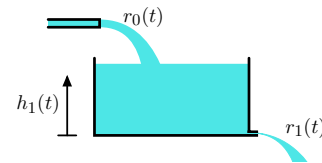


Operator representations: analyze systems as polynomials.

$$(1 - p\mathcal{A})Y = \mathcal{A}X$$

Differential Equations

Differential equations are mathematically precise and compact.



$$\frac{dr_1(t)}{dt} = \frac{r_0(t) - r_1(t)}{\tau}$$

Solution methodologies:

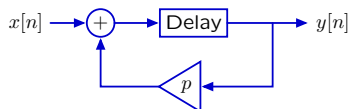
- general methods (separation of variables; integrating factors)
- homogeneous and particular solutions
- inspection

Today: new methods based on **block diagrams** and **operators**, which provide new ways to think about systems' behaviors.

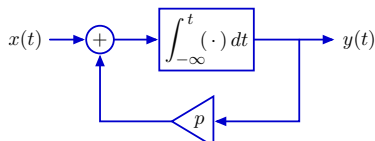
Block Diagrams

Block diagrams illustrate signal flow paths.

DT: adders, scalers, and delays – represent systems described by linear difference equations with constant coefficients.



CT: adders, scalers, and integrators – represent systems described by a linear differential equations with constant coefficients.



Operator Representation

CT Block diagrams are concisely represented with the **\mathcal{A} operator**.

Applying \mathcal{A} to a CT signal generates a new signal that is equal to the integral of the first signal at all points in time.

$$Y = \mathcal{A}X$$

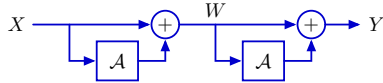
is equivalent to

$$y(t) = \int_{-\infty}^t x(\tau) d\tau$$

for **all** time t .

Evaluating Operator Expressions

As with \mathcal{R} , \mathcal{A} expressions can be manipulated as polynomials.



$$w(t) = x(t) + \int_{-\infty}^t x(\tau) d\tau$$

$$y(t) = w(t) + \int_{-\infty}^t w(\tau) d\tau$$

$$y(t) = x(t) + \int_{-\infty}^t x(\tau) d\tau + \int_{-\infty}^t x(\tau) d\tau + \int_{-\infty}^t \left(\int_{-\infty}^{\tau_2} x(\tau_1) d\tau_1 \right) d\tau_2$$

$$W = (1 + \mathcal{A})X$$

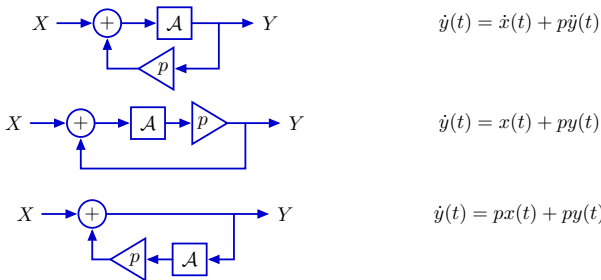
$$Y = (1 + \mathcal{A})W = (1 + \mathcal{A})(1 + \mathcal{A})X = (1 + 2\mathcal{A} + \mathcal{A}^2)X$$

Evaluating Operator Expressions

Expressions in \mathcal{A} can be manipulated using rules for polynomials.

- Commutativity: $\mathcal{A}(1 - \mathcal{A})X = (1 - \mathcal{A})\mathcal{A}X$
- Distributivity: $\mathcal{A}(1 - \mathcal{A})X = (\mathcal{A} - \mathcal{A}^2)X$
- Associativity: $((1 - \mathcal{A})\mathcal{A})(2 - \mathcal{A})X = (1 - \mathcal{A})(\mathcal{A}(2 - \mathcal{A}))X$

Check Yourself



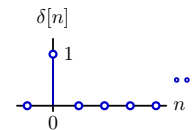
Which best illustrates the left-right correspondences?

- 1.
- 2.
- 3.
- 4.
5. none

Elementary Building-Block Signals

Elementary DT signal: $\delta[n]$.

$$\delta[n] = \begin{cases} 1, & \text{if } n = 0; \\ 0, & \text{otherwise} \end{cases}$$



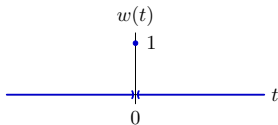
- shortest possible duration (most "transient")
- useful for constructing more complex signals

What CT signal serves the same purpose?

Elementary CT Building-Block Signal

Consider the analogous CT signal.

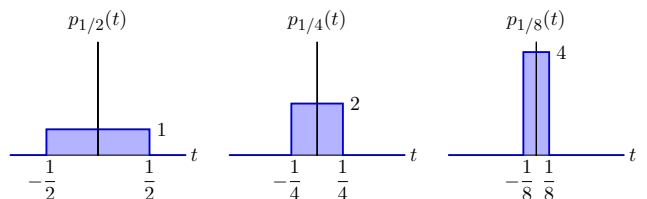
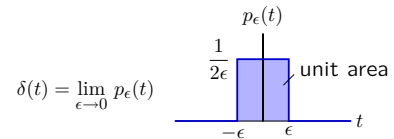
$$w(t) = \begin{cases} 0 & t < 0 \\ 1 & t = 0 \\ 0 & t > 0 \end{cases}$$



Is this a good choice as a building-block signal?

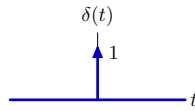
Unit-Impulse Signal

The unit-impulse signal acts as a pulse with unit area but zero width.



Unit-Impulse Signal

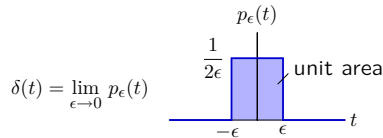
The unit-impulse function is represented by an arrow with the number **1**, which represents its area or “weight.”



It has two seemingly contradictory properties:

- it is nonzero only at $t = 0$, and
- its definite integral $(-\infty, \infty)$ is one!

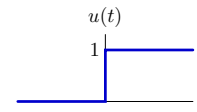
Both of these properties follow from thinking about $\delta(t)$ as a limit:



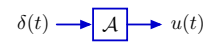
Unit-Impulse and Unit-Step Signals

The indefinite integral of the unit-impulse is the unit-step.

$$u(t) = \int_{-\infty}^t \delta(\lambda) d\lambda = \begin{cases} 1; & t \geq 0 \\ 0; & \text{otherwise} \end{cases}$$

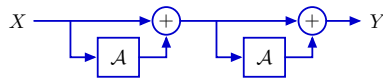


Equivalently



Impulse Response of Acyclic CT System

If the block diagram of a CT system has no feedback (i.e., no cycles), then the corresponding operator expression is “imperative.”



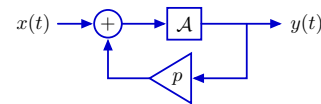
$$Y = (1 + \mathcal{A})(1 + \mathcal{A})X = (1 + 2\mathcal{A} + \mathcal{A}^2)X$$

If $x(t) = \delta(t)$ then

$$y(t) = (1 + 2\mathcal{A} + \mathcal{A}^2) \delta(t) = \delta(t) + 2u(t) + tu(t)$$

CT Feedback

Find the impulse response of this CT system with feedback.



Method 1: find differential equation and solve it.

$$\dot{y}(t) = x(t) + py(t)$$

Linear, first-order difference equation with constant coefficients.

Try $y(t) = Ce^{\alpha t}u(t)$.

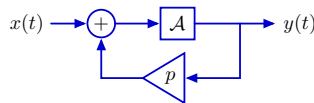
Then $\dot{y}(t) = \alpha Ce^{\alpha t}u(t) + Ce^{\alpha t}\delta(t) = \alpha Ce^{\alpha t}u(t) + C\delta(t)$.

Substituting, we find that $\alpha Ce^{\alpha t}u(t) + C\delta(t) = \delta(t) + pCe^{\alpha t}u(t)$.

Therefore $\alpha = p$ and $C = 1 \rightarrow y(t) = e^{pt}u(t)$.

CT Feedback

Find the impulse response of this CT system with feedback.



Method 2: use operators.

$$Y = \mathcal{A}(X + pY)$$

$$\frac{Y}{X} = \frac{\mathcal{A}}{1 - p\mathcal{A}}$$

Now expand in ascending series in \mathcal{A} :

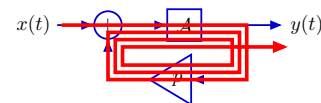
$$\frac{Y}{X} = \mathcal{A}(1 + p\mathcal{A} + p^2\mathcal{A}^2 + p^3\mathcal{A}^3 + \dots)$$

If $x(t) = \delta(t)$ then

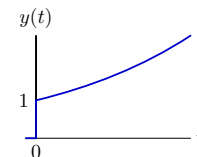
$$y(t) = \mathcal{A}(1 + p\mathcal{A} + p^2\mathcal{A}^2 + p^3\mathcal{A}^3 + \dots) \delta(t) = (1 + pt + \frac{1}{2}p^2t^2 + \frac{1}{6}p^3t^3 + \dots) u(t) = e^{pt}u(t).$$

CT Feedback

We can visualize the feedback by tracing each cycle through the cyclic signal path.

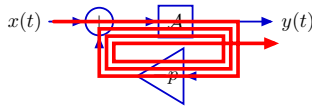


$$y(t) = (\mathcal{A} + p\mathcal{A}^2 + p^2\mathcal{A}^3 + p^3\mathcal{A}^4 + \dots) \delta(t) = (1 + pt + \frac{1}{2}p^2t^2 + \frac{1}{6}p^3t^3 + \dots) u(t) = e^{pt}u(t)$$



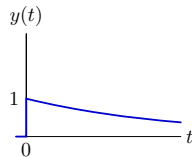
CT Feedback

Making p negative makes the output converge.



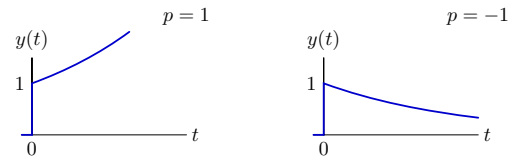
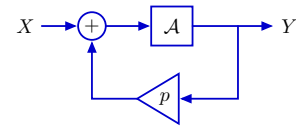
$$y(t) = (\mathcal{A} - p\mathcal{A}^2 + p^2\mathcal{A}^3 - p^3\mathcal{A}^4 + \dots) \delta(t)$$

$$= (1 - pt + \frac{1}{2}p^2t^2 - \frac{1}{6}p^3t^3 + \dots) u(t) = e^{-pt}u(t)$$



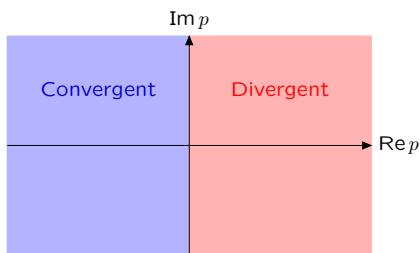
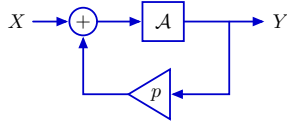
Convergent and Divergent Poles

The fundamental mode associated with p diverges if $p > 0$ and converges if $p < 0$.



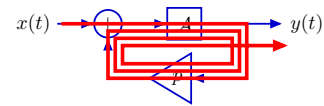
Convergent and Divergent Poles

The fundamental mode associated with p diverges if $p > 0$ and converges if $p < 0$.



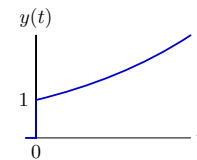
CT Feedback

In CT, each cycle adds a new integration.



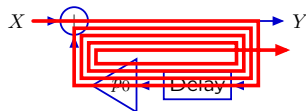
$$y(t) = (\mathcal{A} + p\mathcal{A}^2 + p^2\mathcal{A}^3 + p^3\mathcal{A}^4 + \dots) \delta(t)$$

$$= (1 + pt + \frac{1}{2}p^2t^2 + \frac{1}{6}p^3t^3 + \dots) u(t) = e^{pt}u(t)$$



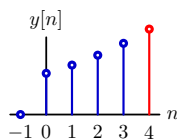
Feedback in DT Systems

In DT, each cycle creates another sample in the output.



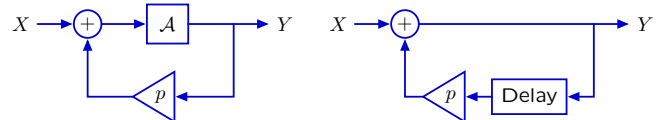
$$y[n] = (1 + p\mathcal{R} + p^2\mathcal{R}^2 + p^3\mathcal{R}^3 + p^4\mathcal{R}^4 + \dots) \delta[n]$$

$$= \delta[n] + p\delta[n-1] + p^2\delta[n-2] + p^3\delta[n-3] + p^4\delta[n-4] + \dots$$



Comparison of CT and DT representations

Locations of convergent poles differ for CT and DT systems.



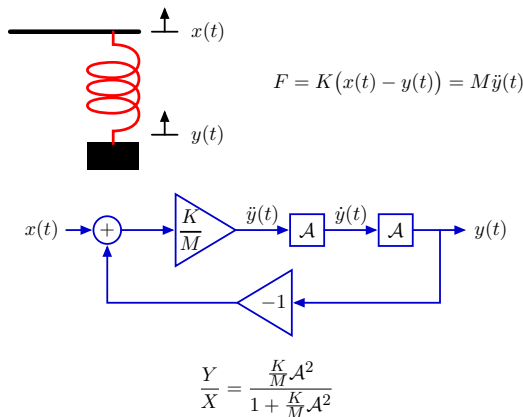
$$\frac{\mathcal{A}}{1 - p\mathcal{A}} \quad e^{pt}u(t)$$

$$\frac{1}{1 - p\mathcal{R}} \quad p^n u[n]$$



Mass and Spring System

Use the \mathcal{A} operator to solve the mass and spring system.



Mass and Spring System

Factor system functional to find the poles.

$$\frac{Y}{X} = \frac{\frac{K}{M}A^2}{1 + \frac{K}{M}A^2} = \frac{\frac{K}{M}A^2}{(1 - p_0A)(1 - p_1A)}$$

$$1 + \frac{K}{M}A^2 = 1 - (p_0 + p_1)A + p_0p_1A^2$$

The sum of the poles must be zero.
The product of the poles must be K/M .

$$p_0 = j\sqrt{\frac{K}{M}} \quad p_1 = -j\sqrt{\frac{K}{M}}$$

Mass and Spring System

Alternatively, find the poles by substituting $\mathcal{A} \rightarrow \frac{1}{s}$.
The poles are then the roots of the denominator.

$$\frac{Y}{X} = \frac{\frac{K}{M}A^2}{1 + \frac{K}{M}A^2}$$

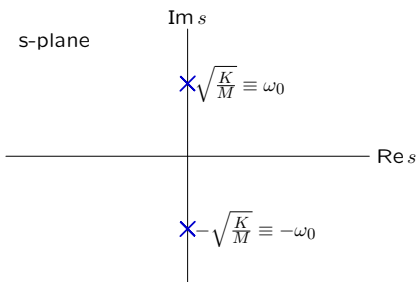
Substitute $\mathcal{A} \rightarrow \frac{1}{s}$:

$$\frac{Y}{X} = \frac{\frac{K}{M}}{s^2 + \frac{K}{M}}$$

$$s = \pm j\sqrt{\frac{K}{M}}$$

Mass and Spring System

The poles are complex conjugates.



The corresponding fundamental modes have complex values.

fundamental mode 1: $e^{j\omega_0 t} = \cos \omega_0 t + j \sin \omega_0 t$

fundamental mode 2: $e^{-j\omega_0 t} = \cos \omega_0 t - j \sin \omega_0 t$

Mass and Spring System

Real-valued inputs always excite combinations of these modes so that the imaginary parts cancel.

Example: find the impulse response.

$$\begin{aligned} \frac{Y}{X} &= \frac{\frac{K}{M}A^2}{1 + \frac{K}{M}A^2} = \frac{\frac{K}{M}}{p_0 - p_1} \left(\frac{A}{1 - p_0A} - \frac{A}{1 - p_1A} \right) \\ &= \frac{\omega_0^2}{2j\omega_0} \left(\frac{A}{1 - j\omega_0A} - \frac{A}{1 + j\omega_0A} \right) \\ &= \frac{\omega_0}{2j} \left(\frac{A}{1 - j\omega_0A} \right) - \frac{\omega_0}{2j} \left(\frac{A}{1 + j\omega_0A} \right) \end{aligned}$$

makes mode 1 makes mode 2

The modes themselves are complex conjugates, and their coefficients are also complex conjugates. So the sum is a sum of something and its complex conjugate, which is real.

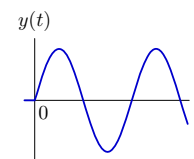
Mass and Spring System

The impulse response is therefore real.

$$\frac{Y}{X} = \frac{\omega_0}{2j} \left(\frac{A}{1 - j\omega_0A} \right) - \frac{\omega_0}{2j} \left(\frac{A}{1 + j\omega_0A} \right)$$

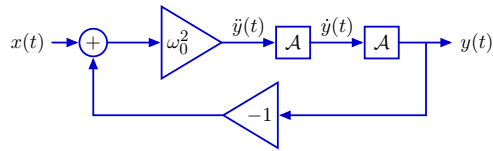
The impulse response is

$$h(t) = \frac{\omega_0}{2j} e^{j\omega_0 t} - \frac{\omega_0}{2j} e^{-j\omega_0 t} = \omega_0 \sin \omega_0 t; \quad t > 0$$



Mass and Spring System

Alternatively, find impulse response by expanding system functional.



$$\frac{Y}{X} = \frac{\omega_0^2 A^2}{1 + \omega_0^2 A^2} = \omega_0^2 A^2 - \omega_0^4 A^4 + \omega_0^6 A^6 - + \dots$$

If $x(t) = \delta(t)$ then

$$y(t) = \omega_0^2 t - \omega_0^4 \frac{t^3}{3!} + \omega_0^6 \frac{t^5}{5!} - + \dots, \quad t \geq 0$$

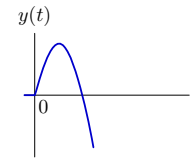
Mass and Spring System

Look at successive approximations to this infinite series.

$$\frac{Y}{X} = \frac{\omega_0^2 A^2}{1 + \omega_0^2 A^2} = \omega_0^2 A^2 \sum_{l=0}^{\infty} (-\omega_0^2 A^2)^l$$

If $x(t) = \delta(t)$ then

$$y(t) = \sum_{l=0}^{\infty} \omega_0^2 (-\omega_0^2)^l A^{2l+2} \delta(t) = \omega_0^2 t - \omega_0^4 \frac{t^3}{3!} + \omega_0^6 \frac{t^5}{5!} - \omega_0^8 \frac{t^7}{7!}$$



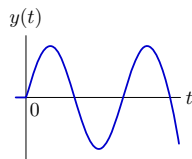
Mass and Spring System

Look at successive approximations to this infinite series.

$$\frac{Y}{X} = \frac{\omega_0^2 A^2}{1 + \omega_0^2 A^2} = \omega_0^2 A^2 \sum_{l=0}^{\infty} (-\omega_0^2 A^2)^l$$

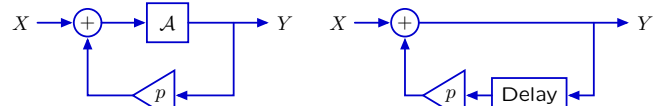
If $x(t) = \delta(t)$ then

$$y(t) = \sum_{l=0}^{\infty} \omega_0^2 (-\omega_0^2)^l A^{2l+2} \delta(t) = \omega_0^2 t - \omega_0^4 \frac{t^3}{3!} + \omega_0^6 \frac{t^5}{5!} - \omega_0^8 \frac{t^7}{7!} + \omega_0^{10} \frac{t^9}{9!} - + \dots = \omega_0 \sin \omega_0 t$$



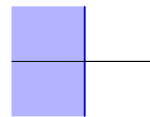
Comparison of CT and DT representations

Important similarities and important differences.



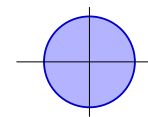
$$\frac{A}{1 - pA}$$

$$e^{pt} u(t)$$



$$\frac{1}{1 - pR}$$

$$p^n u[n]$$



MIT OpenCourseWare
<http://ocw.mit.edu>

6.003 Signals and Systems
Spring 2010

For information about citing these materials or our Terms of Use, visit: <http://ocw.mit.edu/terms>.