

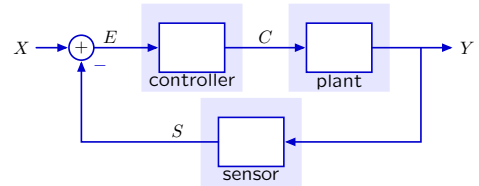
6.003: Signals and Systems

CT Feedback and Control

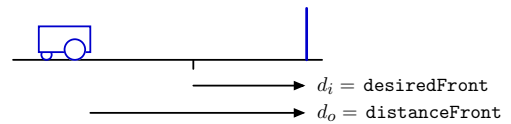
March 16, 2010

Feedback and Control

Feedback: simple, elegant, and robust framework for control.



Last time: robotic driving.



Feedback and Control

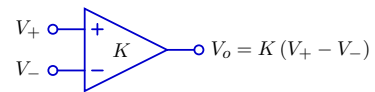
This week: using feedback to enhance performance.

Examples:

- increasing speed and bandwidth
- controlling position instead of speed
- reducing sensitivity to parameter variation
- reducing distortion
- stabilizing unstable systems
 - magnetic levitation
 - inverted pendulum

Op-amps

An "ideal" op-amp has many desirable characteristics.

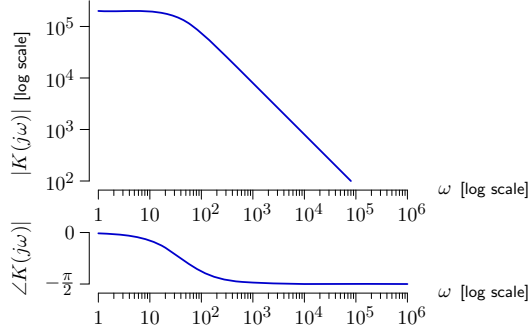


- high speed
- large bandwidth
- high input impedance
- low output impedance
- ...

It is difficult to build a circuit with all of these features.

Op-Amp

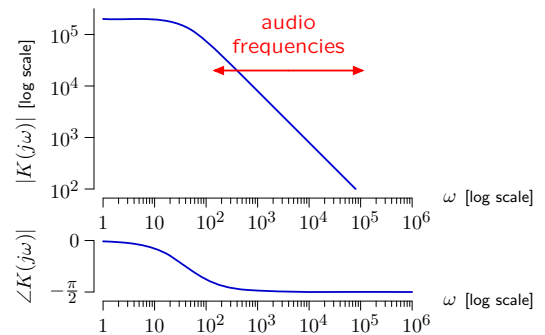
The gain of an op-amp depends on frequency.



Frequency dependence of LM741 op-amp.

Op-Amp

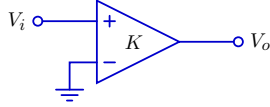
Low-gain at high frequencies limits applications.



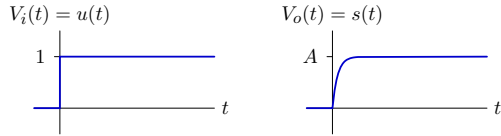
Unacceptable frequency response for an audio amplifier.

Op-Amp

An ideal op-amp has fast time response.

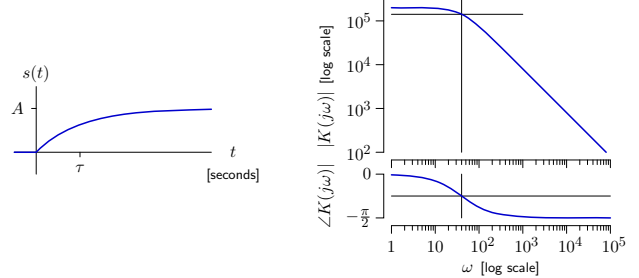


Step response:



Check Yourself

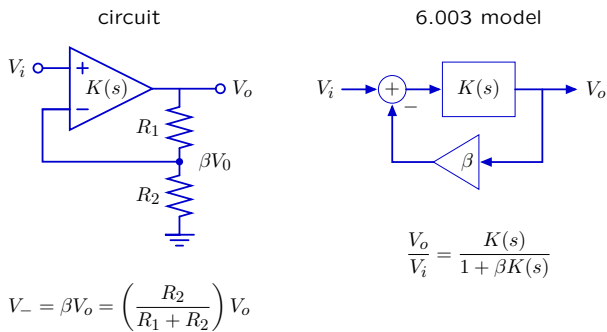
Determine τ for the unit-step response $s(t)$ of an LM741.



1. 40 s
 2. $\frac{40}{2\pi}$ s
 3. $\frac{1}{40}$ s
 4. $\frac{2\pi}{40}$ s
 5. $\frac{1}{2\pi \times 40}$ s
0. none of the above

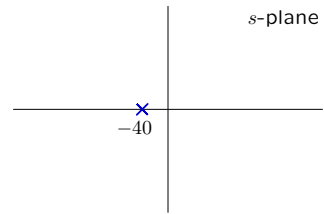
Op-Amp

We can use feedback to improve performance of op-amps.



Dominant Pole

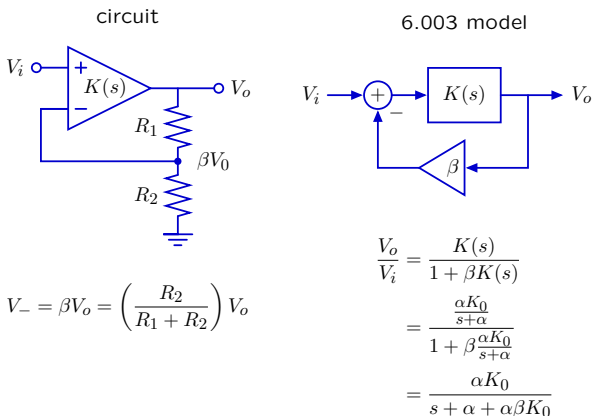
Op-amps are designed to have a dominant pole at low frequencies:
 → simplifies the application of feedback.



$$\alpha = 40 \text{ rad/s} = \frac{40 \text{ rad/s}}{2\pi \text{ rad/cycle}} \approx 6.4 \text{ Hz}$$

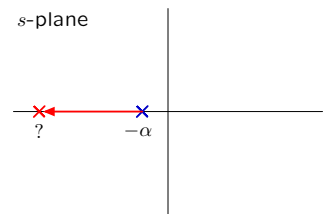
Improving Performance

Using feedback to improve performance parameters.



Check Yourself

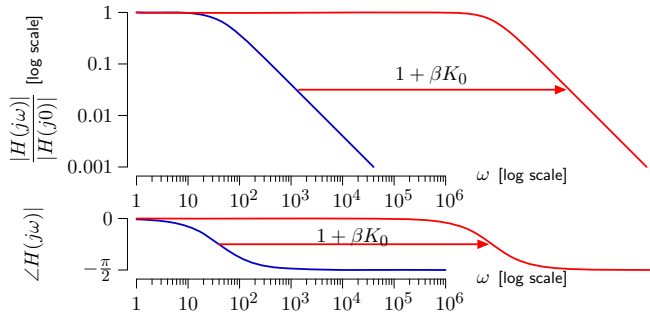
What is the most negative value of the closed-loop pole that can be achieved with feedback?



1. $-\alpha(1 + \beta)$
2. $-\alpha(1 + \beta K_0)$
3. $-\alpha(1 + K_0)$
4. $-\infty$
5. none of the above

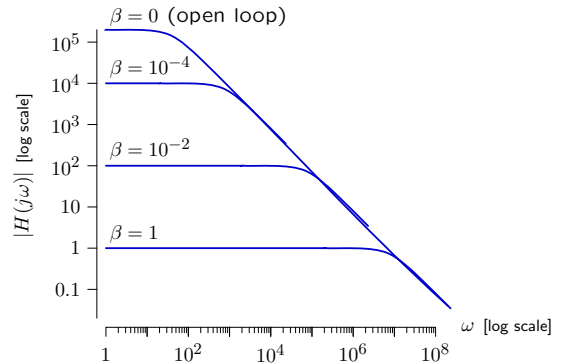
Improving Performance

Feedback extends frequency response by a factor of $1 + \beta K_0$ ($K_0 = 2 \times 10^5$).



Improving Performance

Feedback produces higher bandwidths by **reducing** the gain at low frequencies. It trades gain for bandwidth.

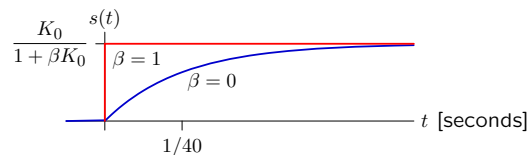


Improving Performance

Feedback makes the time response faster by a factor of $1 + \beta K_0$ ($K_0 = 2 \times 10^5$).

Step response

$$s(t) = \frac{K_0}{1 + \beta K_0} (1 - e^{-\alpha(1 + \beta K_0)t}) u(t)$$

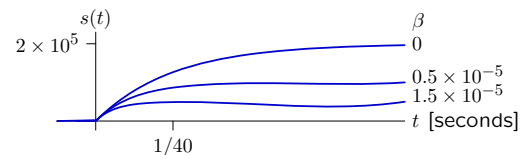


Improving Performance

Feedback produces faster responses by **reducing** the final value of the step response. It trades gain for speed.

Step response

$$s(t) = \frac{K_0}{1 + \beta K_0} (1 - e^{-\alpha(1 + \beta K_0)t}) u(t)$$



The maximum rate of voltage change $\left. \frac{ds(t)}{dt} \right|_{t=0+}$ is not increased.

Improving Performance

Feedback improves performance parameters of op-amp circuits.

- can extend frequency response
- can increase speed

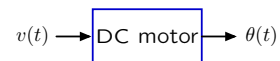
Performance enhancements are achieved through a reduction of gain.

Motor Controller

We wish to build a robot arm (actually its elbow). The input should be voltage $v(t)$, and the output should be the elbow angle $\theta(t)$.



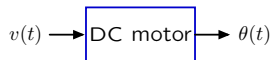
We wish to build the robot arm with a DC motor.



This problem is similar to the head-turning servo in 6.01!

Check Yourself

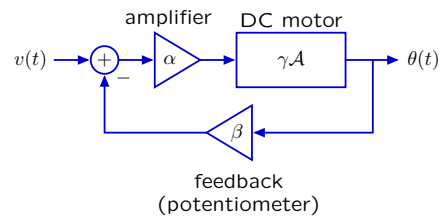
What is the relation between $v(t)$ and $\theta(t)$ for a DC motor?



1. $\theta(t) \propto v(t)$
2. $\cos \theta(t) \propto v(t)$
3. $\theta(t) \propto \dot{v}(t)$
4. $\cos \theta(t) \propto \dot{v}(t)$
5. none of the above

Motor Controller

Use proportional feedback to control the angle of the motor's shaft.

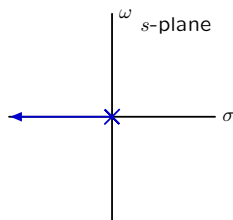


$$\frac{\Theta}{V} = \frac{\alpha\gamma\mathcal{A}}{1 + \alpha\beta\gamma\mathcal{A}} = \frac{\alpha\gamma\frac{1}{s}}{1 + \alpha\beta\gamma\frac{1}{s}} = \frac{\alpha\gamma}{s + \alpha\beta\gamma}$$

Motor Controller

The closed loop system has a single pole at $s = -\alpha\beta\gamma$.

$$\frac{\Theta}{V} = \frac{\alpha\gamma}{s + \alpha\beta\gamma}$$



As α increases, the closed-loop pole becomes increasingly negative.

Motor Controller

Find the impulse and step response.

The system function is

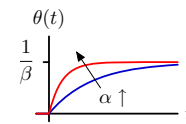
$$\frac{\Theta}{V} = \frac{\alpha\gamma}{s + \alpha\beta\gamma}$$

The impulse response is

$$h(t) = \alpha\gamma e^{-\alpha\beta\gamma t} u(t)$$

and the step response is therefore

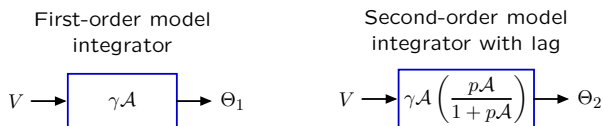
$$s(t) = \frac{1}{\beta} (1 - e^{-\alpha\beta\gamma t}) u(t)$$



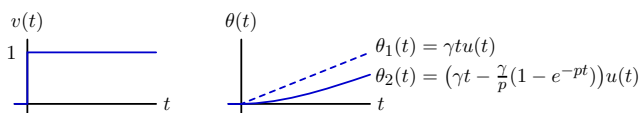
The response is faster for larger values of α .
Try it: Demo.

Motor Controller

The speed of a DC motor does not change instantly if the voltage is stepped. There is lag due to rotational inertia.

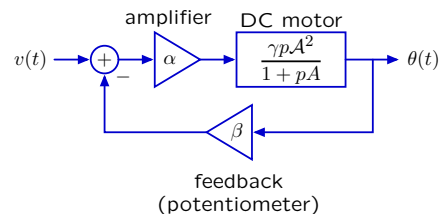


Step response of the models:



Motor Controller

Analyze second-order model.

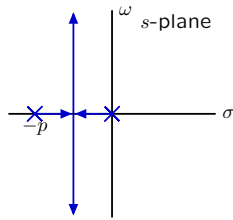


$$\frac{\Theta}{V} = \frac{\frac{\alpha\gamma p\mathcal{A}^2}{1+p\mathcal{A}}}{1 + \frac{\alpha\beta\gamma p\mathcal{A}^2}{1+p\mathcal{A}}} = \frac{\alpha\gamma p\mathcal{A}^2}{1 + p\mathcal{A} + \alpha\beta\gamma p\mathcal{A}^2} = \frac{\alpha\gamma p}{s^2 + ps + \alpha\beta\gamma p}$$

$$s = -\frac{p}{2} \pm \sqrt{\left(\frac{p}{2}\right)^2 - \alpha\beta\gamma p}$$

Motor Controller

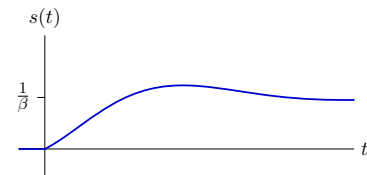
For second-order model, increasing α causes the poles at 0 and $-p$ to approach each other, collide at $s = -p/2$, then split into two poles with imaginary parts.



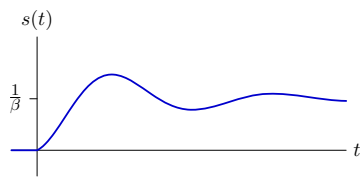
Increasing the gain α does not increase speed of convergence.

Motor Controller

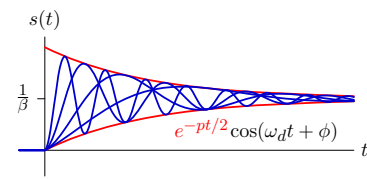
Step response.

**Motor Controller**

Step response.

**Motor Controller**

Step response.

**Feedback and Control: Summary**

CT feedback is useful for many reasons. Today we saw two:

- increasing speed and bandwidth
- controlling position instead of speed

Next time we will look at several others:

- reduce sensitivity to parameter variation
- reduce distortion
- stabilize unstable systems
 - magnetic levitation
 - inverted pendulum

MIT OpenCourseWare
<http://ocw.mit.edu>

6.003 Signals and Systems
Spring 2010

For information about citing these materials or our Terms of Use, visit: <http://ocw.mit.edu/terms>.